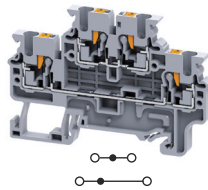


DOUBLE LEVEL TERMINAL BLOCKS

CP SERIES

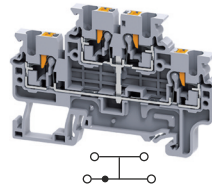
PUSH-IN TECHNOLOGY

CPDL2.5



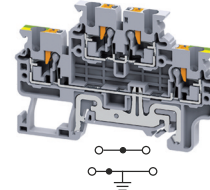
Double Level Terminal Jumpers / Marking on both levels

CPDL2.5(I.S)



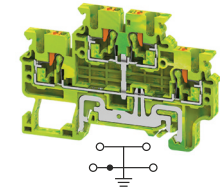
Double Level Terminal Internally Shorted

CPDLG2.5



Top Level Feed-Through Bottom Level Grounding Circuit

CPDLG2.5(I.S)



4 Connection Ground Terminal

Dimensions & Weight

Width / Length	5 mm / 72.7 mm		5 mm / 72.7 mm		5 mm / 72.7 mm		5 mm / 72.7 mm	
Height w DIN Rail	35 x 7.5 mm 35 x 15 mm	49.6 mm 57.0 mm	49.6 mm 57.0 mm	49.6 mm 57.0 mm	49.6 mm 57.0 mm	49.6 mm 57.0 mm	49.6 mm 57.0 mm	49.6 mm 57.0 mm
Weight per piece	10.0 g		12.4 g		13.6 g		15.5 g	

Technical Data/Ratings

Approvals								
Wire Size (solid / stranded)	24-12 AWG	0.2-2.5 mm ²	24-12 AWG	0.2-2.5 mm ²	24-12 AWG	0.2-2.5 mm ²	24-12 AWG	0.2-2.5 mm ²
Voltage Rating	600 V	1000V AC/DC	600 V	1000V AC/DC	600 V	1000V AC/DC	600 V	1000V AC/DC
Current Rating	20 A	24 A	20 A	24 A	20 A (Top Level)	24 A (Top Level)	-	-
Insulation Material	Polyamide 66		Polyamide 66		Polyamide 66		Polyamide 66	

Installation Instructions

Wire Stripping Length	10 mm	10 mm	10 mm	10 mm
Screwdriver	SCM0.5/3.0 (0.5 x 3.0 mm blade)	SCM0.5/3.0 (0.5 x 3.0 mm blade)	SCM0.5/3.0 (0.5 x 3.0 mm blade)	SCM0.5/3.0 (0.5 x 3.0 mm blade)

Terminal Blocks	Cat. No.	Std. Pk.	Cat. No.	Std. Pk.	Cat. No.	Std. Pk.	Cat. No.	Std. Pk.
Grey (standard)	CPDL2.5	50	CPDL2.5(I.S)	50	-	-	-	-
Red R	CPDL2.5/R	50	CPDL2.5(I.S)/R	50	-	-	-	-
Blue BU	CPDL2.5/BU	50	CPDL2.5(I.S)/BU	50	-	-	-	-
Black BL	CPDL2.5/BL	50	CPDL2.5(I.S)/BL	50	-	-	-	-
Orange O	CPDL2.5/O	50	CPDL2.5(I.S)/O	50	-	-	-	-
Green G	CPDL2.5/G	50	CPDL2.5(I.S)/G	50	-	-	-	-
Yellow Y	CPDL2.5/Y	50	CPDL2.5(I.S)/Y	50	-	-	-	-
White W	CPDL2.5/W	50	CPDL2.5(I.S)/W	50	-	-	-	-
Ground/ Earth	-	-	-	-	CPDLG2.5	50	CPDLG2.5(I.S)	50
Yellow / Green	-	-	-	-	-	-	-	-

Jumpers	Cat. No.	Imax	Std. Pk.	Cat. No.	Imax	Std. Pk.	Cat. No.	Imax	Std. Pk.	Cat. No.	Imax	Std. Pk.	
Shorting Link/	2 pole	JX2.5/2	24A	100	JX2.5/2	24A	100	JX2.5/2	24A	100	JX2.5/2	24A	100
Jumpers	3 pole	JX2.5/3	24A	50	JX2.5/3	24A	50	JX2.5/3	24A	50	JX2.5/3	24A	50
	4 pole	JX2.5/4	24A	50	JX2.5/4	24A	50	JX2.5/4	24A	50	JX2.5/4	24A	50
	5 pole	JX2.5/5	24A	50	JX2.5/5	24A	50	JX2.5/5	24A	50	JX2.5/5	24A	50
	6 pole	JX2.5/6	24A	10	JX2.5/6	24A	10	JX2.5/6	24A	10	JX2.5/6	24A	10
	7 pole	JX2.5/7	24A	10	JX2.5/7	24A	10	JX2.5/7	24A	10	JX2.5/7	24A	10
	8 pole	JX2.5/8	24A	10	JX2.5/8	24A	10	JX2.5/8	24A	10	JX2.5/8	24A	10
	10 pole	JX2.5/10	24A	10	JX2.5/10	24A	10	JX2.5/10	24A	10	JX2.5/10	24A	10

Accessories	Cat. No.	Std. Pk.	Cat. No.	Std. Pk.	Cat. No.	Std. Pk.	Cat. No.	Std. Pk.
End Plate	EPCXDL2.5	50	EPCXDL2.5	50	EPCXDL2.5	50	EPCXDL2.5	50
Tree Marking Carrier	TM5	50	TM5	50	TM5	50	TM5	50
DIN Rail	2511120 CA701-15/S	20 20	2511120 CA701-15/S	20 20	2511120 CA701-15/S	20 20	2511120 CA701-15/S	20 20
End Stop	CA103 / CA104	50	CA103 / CA104	50	CA103 / CA104	50	CA103 / CA104	50
Test Plug	TX2.5	20	TX2.5	20	TX2.5	20	TX2.5	20
Marking Tag	MT5	1 Pk. (100 tags)	MT5	1 Pk. (100 tags)	MT5	1 Pk. (100 tags)	MT5	1 Pk. (100 tags)